

Telis 16 RTS

A clear functional design providing a high-quality image with exceptional ease of use.

■ Comfort

- > Soft, rounded shape that's comfortable to hold.
- > Large screen for clear visibility.
- > Ergonomically-designed buttons.
- > Discreet wall clip.



■ Harmony

A choice of two finishes to match all décors.



Pure
A subtle tone that blends seamlessly into all interiors.

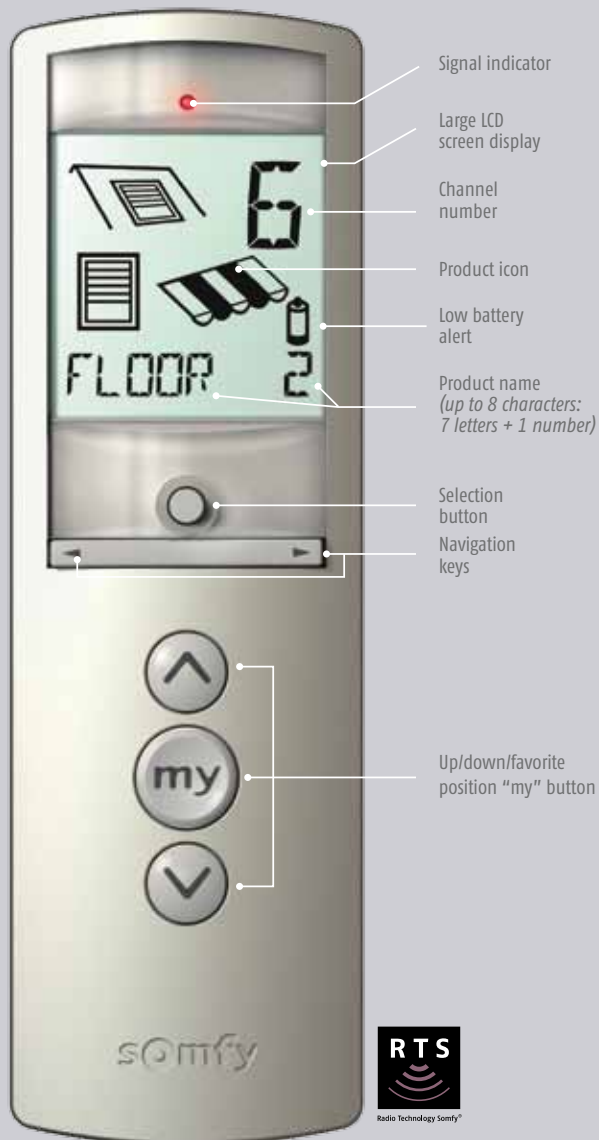


Silver
For modern interiors bursting with technology.


Clearer vision

A large LCD screen, detailing all information, which can be read comfortably. You can assign each channel a name, icon and/or number.

What does it look like?



How does it work?



E.g.: The screen on the office



E.g.: The roller shutters on the first floor



E.g.: The roller shutters on the roof



E.g.: All blinds and roller shutters in the house

Simple programming

■ Create up to 16 groups:

- > Either several products in the same room or several applications on the same façade, operated from a single unit.
- > Or a single product, to be operated in stand-alone mode.

How does it work?

Creating a group couldn't be easier. The procedure is the same as that used for other multi-channel RTS control units.

Customise each channel

Once you have created a group of products, you can view and name the group with a few simple clicks, making the group easier to identify on the remote control screen.

How does it work?

- If you want you can assign one or more icons based on the products in each group.



Roller shutters or blinds

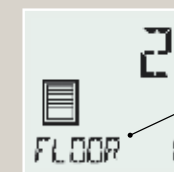


Roller shutters or skylight blinds



Patio awnings

- If you want you can name each group. The name can be up to 7 letters and 1 number.



8 characters:
7 letters + 1 number
from 0 to 9 to help you identify each group easily



Actual size

somfy®